INSTALLATION INSTRUCTIONS

EM-BFG11702 Series

(746-896 MHz)

2dBi FIBERGLASS OMNI BASESTATION ANTENNA

Congratulations on your selection of another quality antenna product from E/M Wave.
E/M Wave is committed to continually provide the greatest antenna VALUE for your wireless applications.

1. Parts: Verify all parts are included with Omni Antenna as shown in Fig.1.

A. EM-BFG11702 antenna (1 ea.).

B. Mounting Kits (2 ea.) include [Clamp (6 ea.), U-Bolt (2 ea.), Hex Nuts (12 ea.), Washers (12 ea.), Lock-washer (12 ea.)].

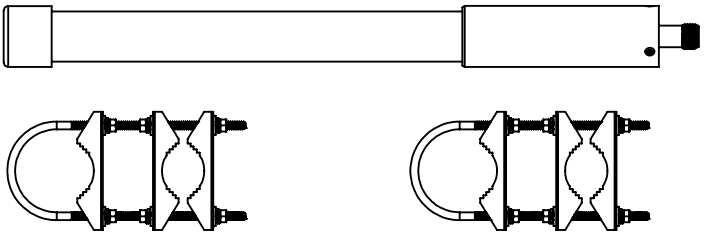

Fig.1

2. Installation: Warning! Installation of this product near powerlines is dangerous. For your safety, follow the enclosed installation directions.

A. Identify suitable support mast pipe size, ¾ inch to 1-½ inch max.

B. Attach Mounting Clamp onto support mast pipe as shown.

C. Assemble Antenna to the Mounting Clamps as shown in Fig. 2. **IMPORTANT:** For proper antenna performance, verify clamp position and antenna mounting ferrule relationship with top of mounting mast, as shown in Fig. 3. Apply firm torque to the hex nuts.

D. Attach coaxial transmission line, terminated with N male connector, to the antenna N Jack connector. Apply the required environmental seal to the N connector coupling. Restrain and secure the antenna feed cable to mast pipe.

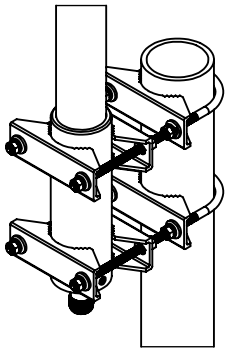

Fig. 2

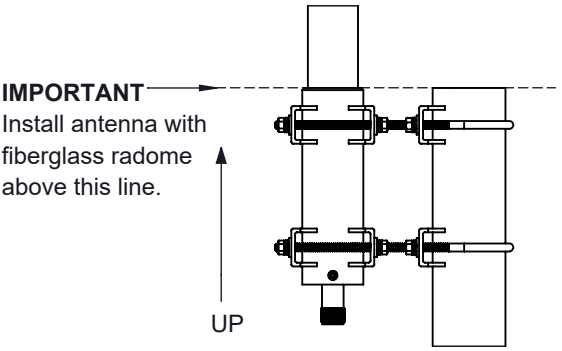

Fig. 3

For Product and Warranty Information
www.emwaveinc.com